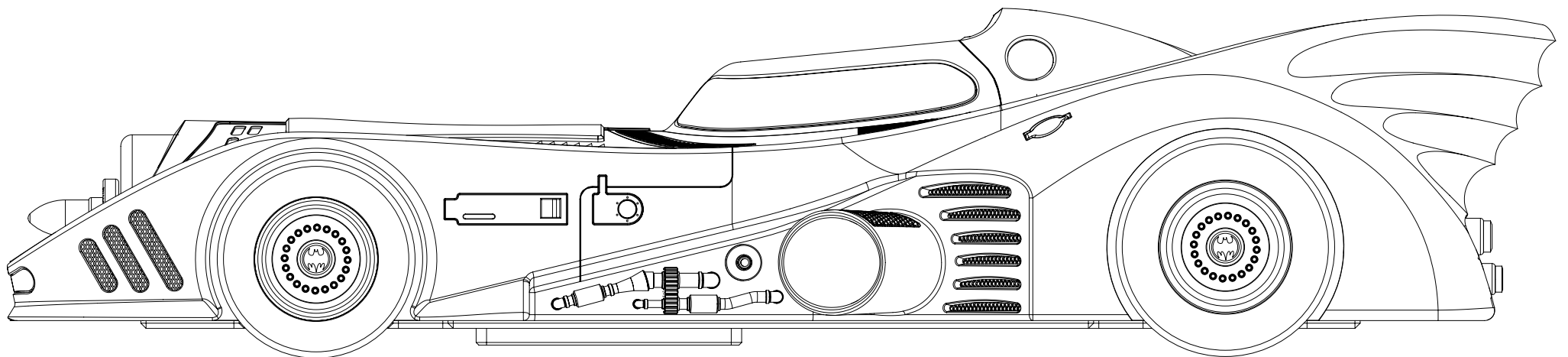


**KROSS X  
STUDIO**

# 1989 BATMOBILE

## USER MANUAL



# TABLE OF CONTENTS

Unboxing & regular care 3

Movement winding 4

Time setting 5

Tech specs 6

# UNBOXING & REGULAR CARE

## UNBOXING

To handle the product properly, a set of gloves is provided in your box. It will enable a better gripping and avoid fingerprints that tend to make the cleaning harder.

To unbox the 1989 Batmobile desk clock, make sure to carefully grip the car by its wheels only.

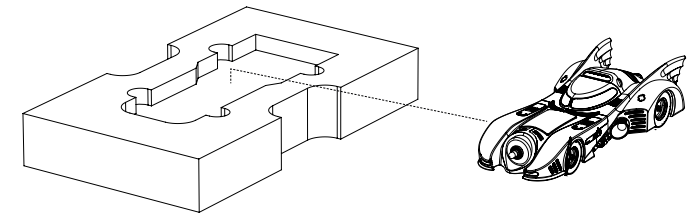
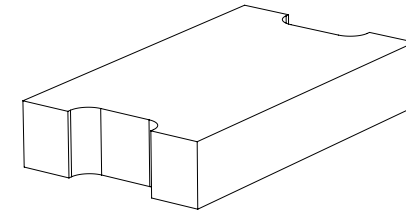
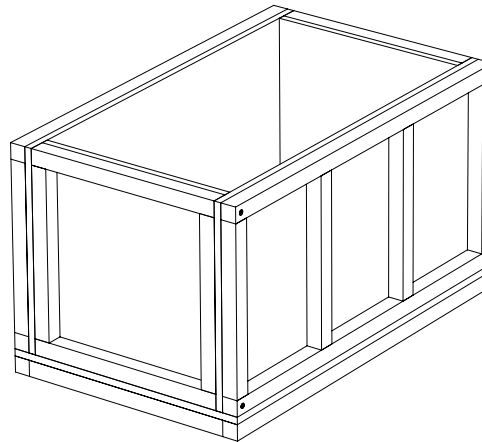
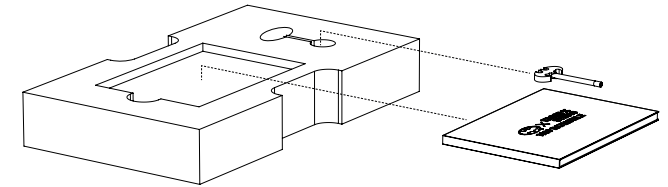
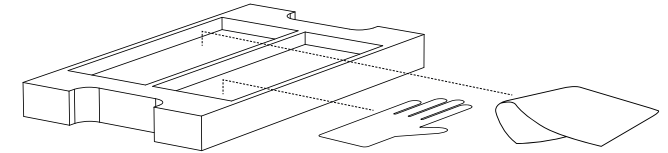
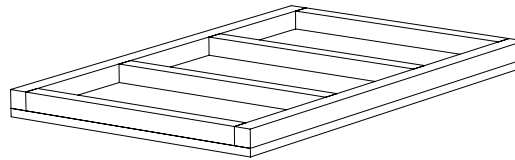
As the desk clock weighs approximately two kilograms, it is important to take extreme caution when manipulating it. Negligent manipulation might alter precision of the movement.

The box and the thermoforming foam have been conceived for safe transportation. Keep it and use it while sending the Batmobile for service.

## REGULAR CARE

Clean your product by wiping down carefully with a soft microfiber cloth. We strongly recommend wearing gloves every time the desk clock is manipulated, as this will prevent any risk of scratching or fingerprint - harder to remove.

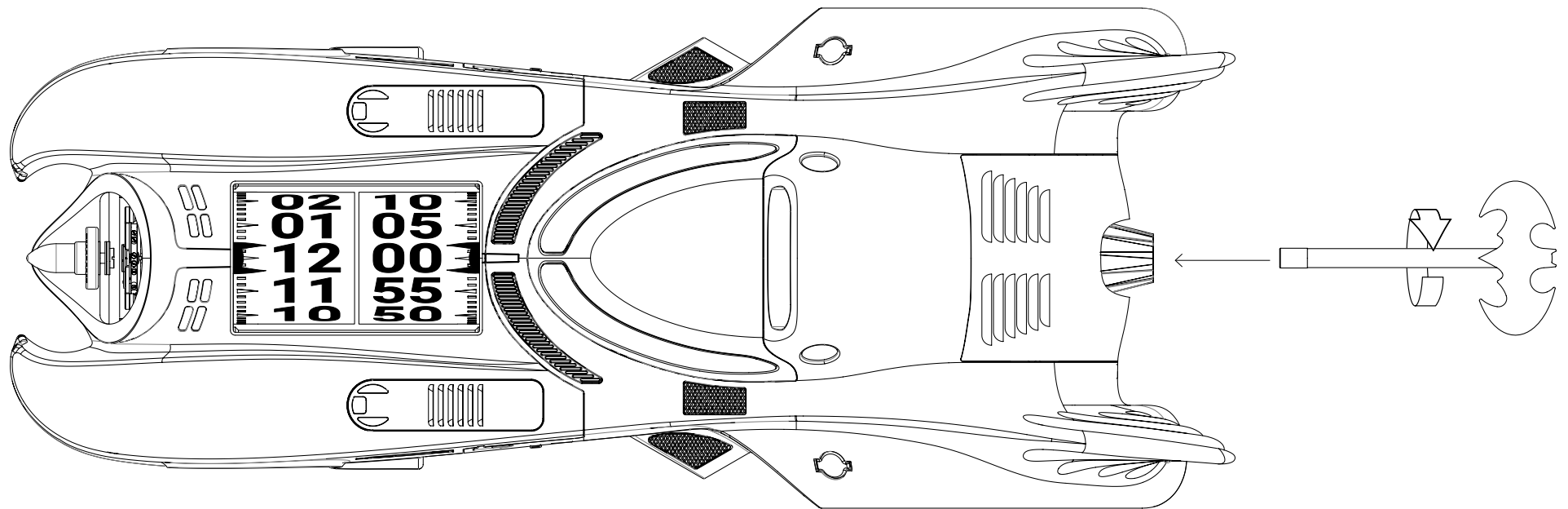
If needed, you may use a solvent-free cleaner to spray on the cloth. Do not spray any liquid directly on the Batmobile.



# MOVEMENT WINDING

The exceptional power reserve of 30 days enables you to enjoy the 1989 Batmobile desk clock without winding it more than once a month.

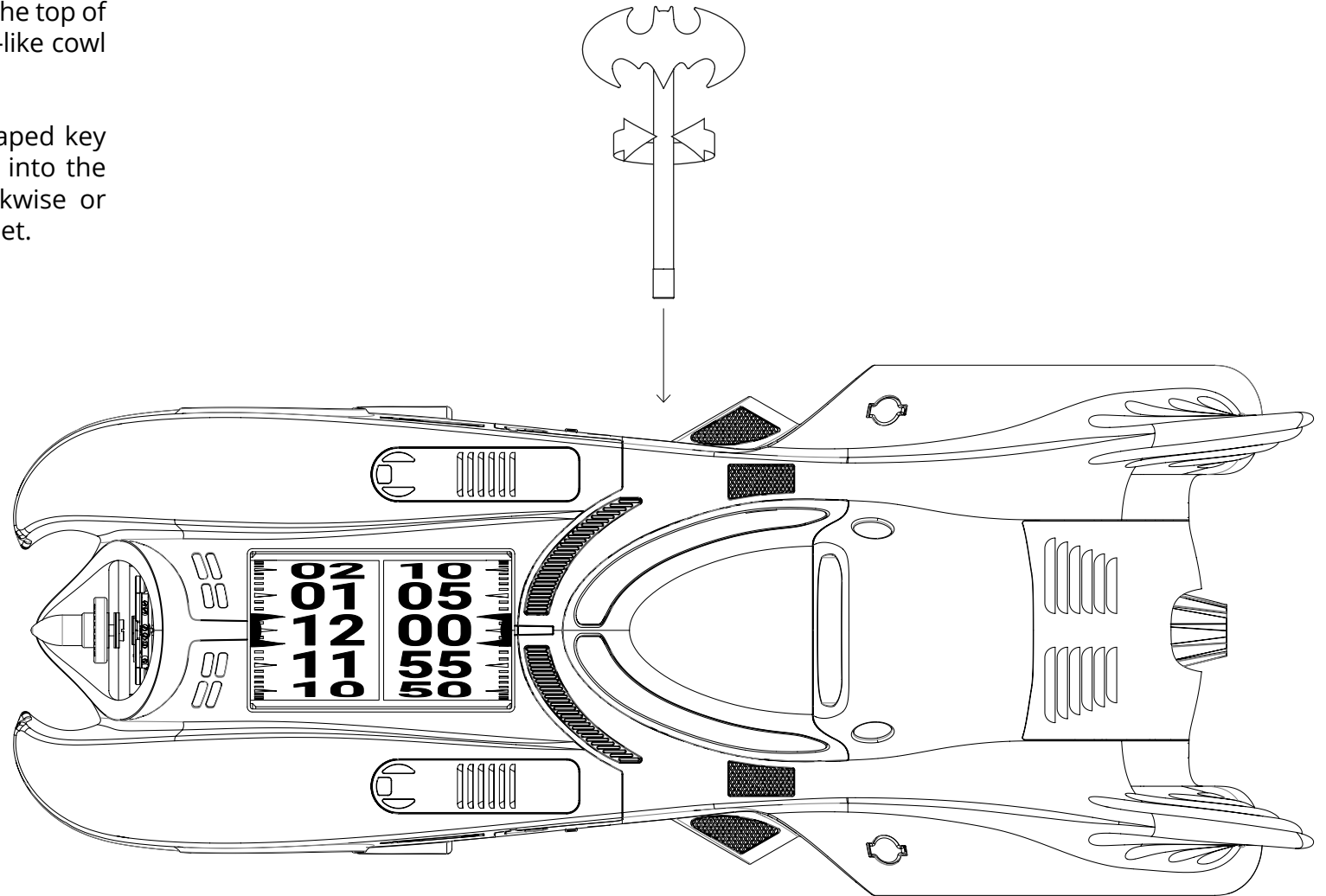
After this period, you must wind your clock to provide the necessary energy for it to run smoothly. Use the Batman-shaped key to wind your clock. Plug it in the middle of the reactor - see the picture on the right - and screw it anticlockwise until you feel a little resistance. Then the clock has been fully wound. To protect the movement, make sure to stop winding at this specific moment.



# TIME SETTING

Hours and minutes are displayed on the top of the clock. Read time through the bat-like cowl decals.

To set the time, use the Batman-shaped key that is included in your box. Plug it into the right side of the car and turn clockwise or anticlockwise until the exact time is set.



# TECH SPECS

---

## General

---

### Model Name

1989 Batmobile Desk Clock

### Limited Edition

100 numbered pieces

### Reference

BATMO20

### Parts

512

### International warranty

2 years + 3 years warranty extension upon registration of the product

---

## Body

---

### Material

Black aluminium composite with aeronautical grade scratch protection coating

### Parts

115

### Dimensions

#### Length

298 mm (11.73 inches)

#### Width

121 mm (4.76 inches)

#### Height

67 mm (2.64 inches)

#### Weight

2 kg (70.55 ounces)

---

## Engine

---

### Caliber

KS 10'000

### Functions

Manual-winding mechanical movement, hours and minutes displayed by two cylinders, vertical regulator

### Power reserve

30 days from 3 barrels

### Frequency

21'600 bph / 3 Hz

### Jewels

34

### Parts

397

---

## Batman-shaped key

---

### Head

Vertical satin-finished steel

### Shaft

Mirror-polished steel